



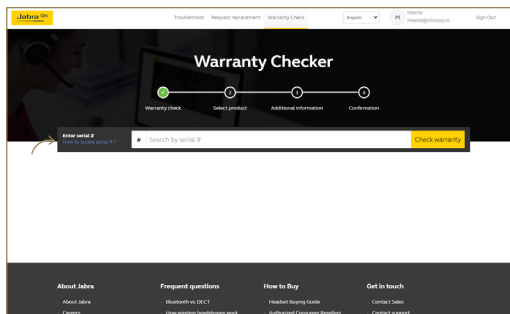
LUMIDEE

stay connected

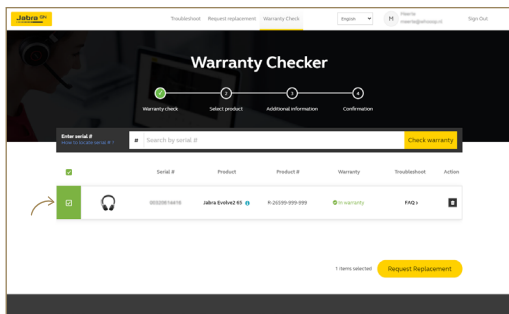


Repair flow Jabra

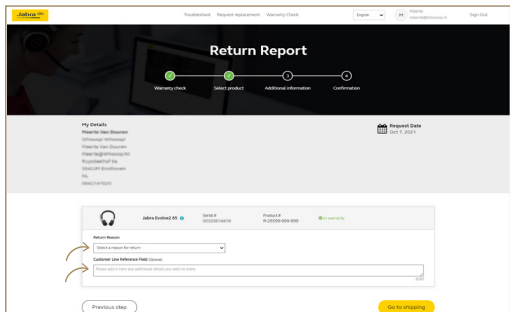
Please visit [Jabra Servicenet](#); register or log into your account.



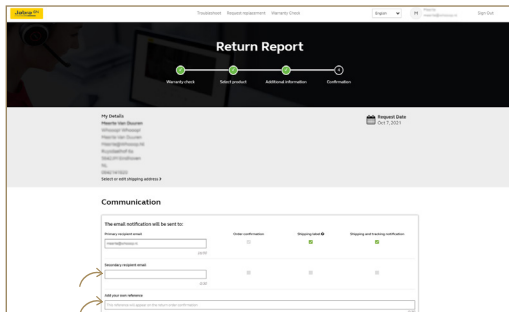
Step 1:
Fill in the serial number of the product and click on 'Check warranty'.



Step 2:
Select the model of your product and click on 'Request Replacement'.



Step 3:
Please select the main reason why you are returning the product. You can give a more detailed specification in the section below. Click on 'Go to shipping'.



Step 4:
You can add a second optional email address. Please add a reference or order number. Please accept the Jabra terms and conditions for the return delivery and click on 'Submit return'.